

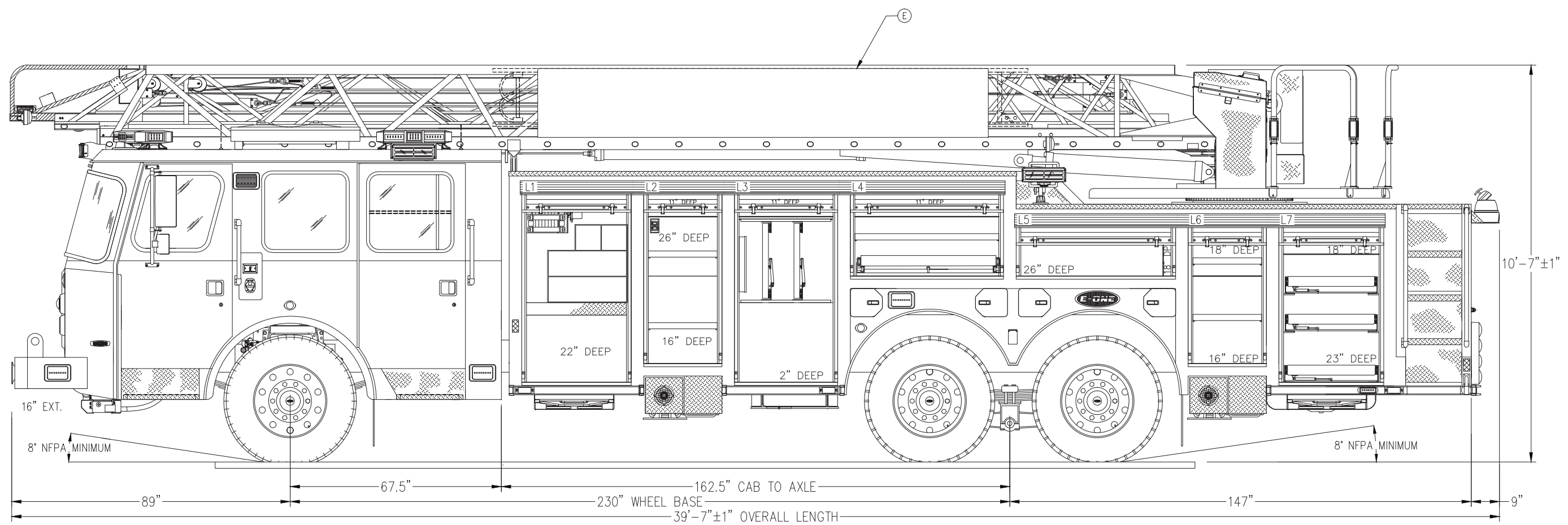
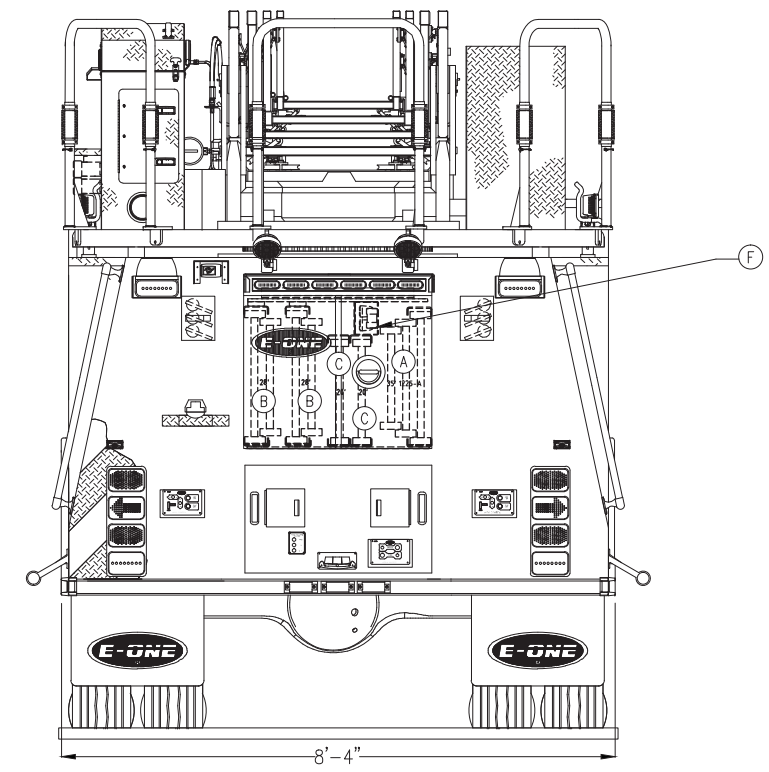
**UNION FIRE ASSOCIATION**  
**BALA CYNWYD, PA**  
**SO139854**  
 AERIAL BODY  
 CYCLONE II X CHASSIS  
 LTH100 AERIAL LADDER

THIS DRAWING IS FOR REFERENCE PURPOSES. ALL DIMENSIONS ARE SUBJECT TO MINOR VARIATIONS DUE TO MANUFACTURING PROCESSES.

DEALER APPROVAL \_\_\_\_\_ DATE \_\_\_\_\_  AS IS  
 CUSTOMER APPROVAL \_\_\_\_\_ DATE \_\_\_\_\_  WITH REVISIONS

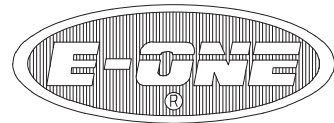
COMPT.	OPENING	INTERIOR DIMENSION			
L1	33W 54H	35W	40H	94 D	UPPER
R1	33W 54H	35W	25H	NOTE D	LOWER
L2/R2	23W 48H	35W	40H	94 D	UPPER
		25W	20H	NOTE D	UPPER
		25W	28H	NOTE D	LOWER
L3	31W 54H	33W	1H	11D	UPPER
		33W	28H	26D	MIDDLE
		33W	25H	2D	LOWER
R3	31W 54H	33W	1H	11D	UPPER
		33W	52H	NOTE D	LOWER
L4/R4	47W 21H	49W	1H	11D	UPPER
		49W	19H	26D	LOWER
L5/R5	49W 11H	51W	19H	NOTE D	
L6/R6	23W 38H	25W	10H	18D	UPPER
		25W	28H	16D	LOWER
L7/R7	31W 44H	33W	4H	NOTE D	UPPER
		33W	41H	NOTE D	LOWER

GROUND LADDERS			
ITEM	LADDER LENGTH	MODEL NUMBER	QTY
A	35' 3-SECT.	1225-A 35'	1
B	28' 2-SECT.	1200-A 28'	2
C	20' ROOF	875-A 20'	2
D	16' ROOF	875-A 16'	1 ON AERIAL
E	14' ROOF	775-A 14'	1 ON AERIAL
F	10' FOLDING	585-A 10'	1



DWG	REV	DESCRIPTION	DATE	APPROVED
DWG	0	INITIAL RELEASE	2015-AUG-19	DWG
DWG	A	DESCRIPTION	2015-JUL-10	BMASON

APPROVAL REVISIONS



# UNION FIRE ASSOCIATION

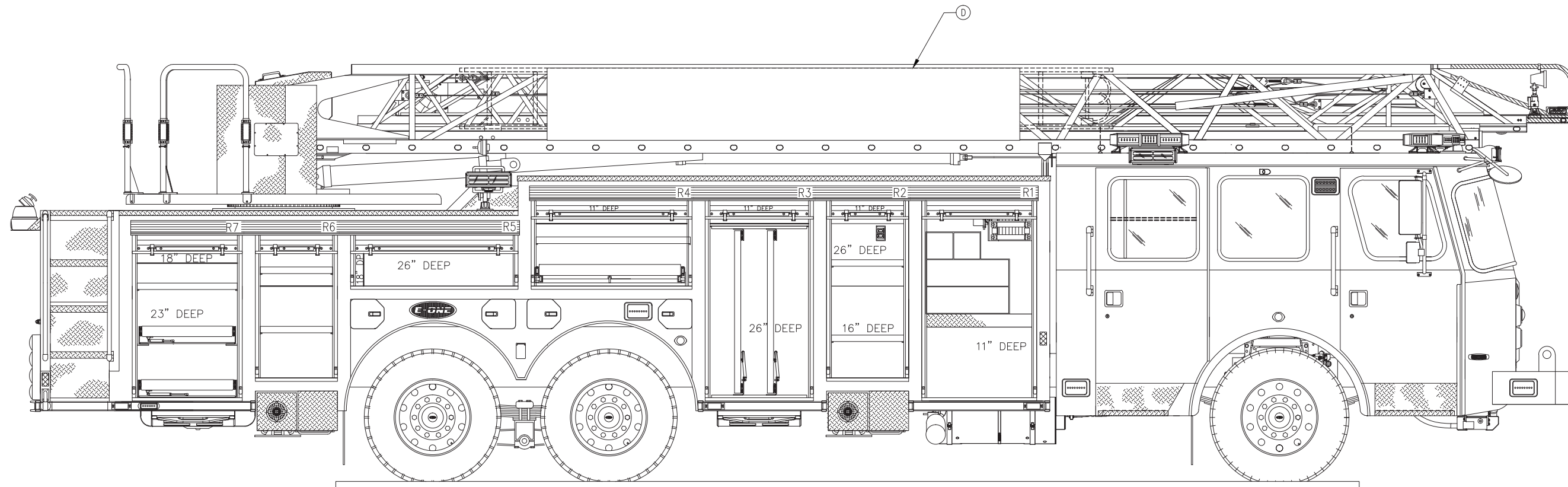
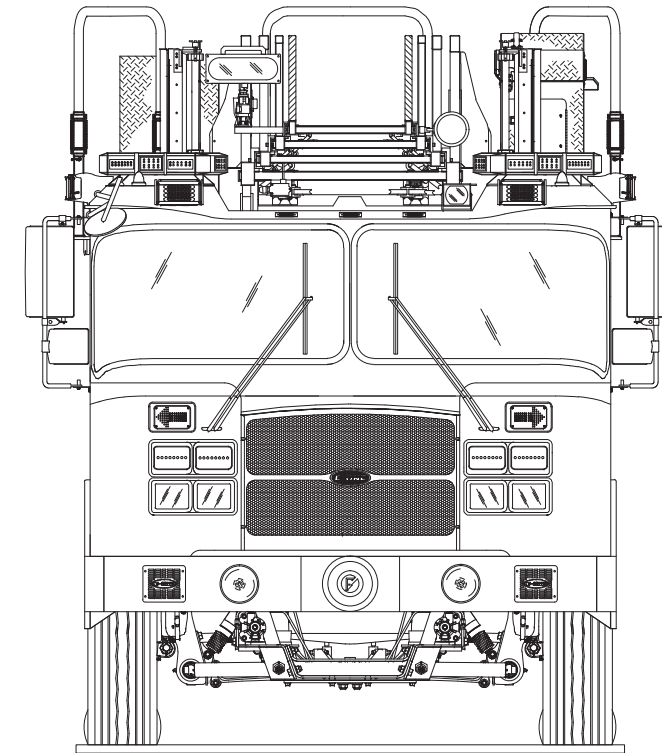
BALA CYNWYD, PA

SO139854

AERIAL BODY  
CYCLONE II X CHASSIS  
LTH100 AERIAL LADDER

THIS DRAWING IS FOR REFERENCE PURPOSES. ALL DIMENSIONS ARE SUBJECT TO MINOR VARIATIONS DUE TO MANUFACTURING PROCESSES.

DEALER APPROVAL _____	DATE _____	<input type="checkbox"/> AS IS
CUSTOMER APPROVAL _____	DATE _____	<input type="checkbox"/> WITH REVISIONS



D.B.	B	RFC	2015-AUG-19	D.B.
ZSCHLITZ	A	INITIAL RELEASE	2015-JUL-10	BMASON
DRAWN BY	REV	DESCRIPTION	DATE	APPROVED
		APPROVAL REVISIONS		SHEET 2 OF 2