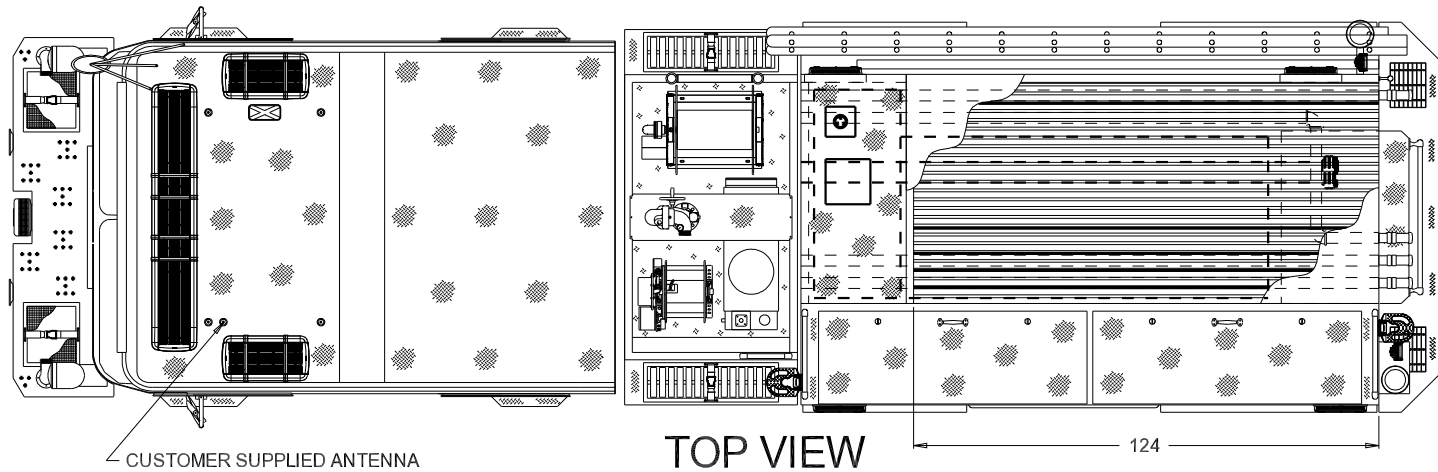
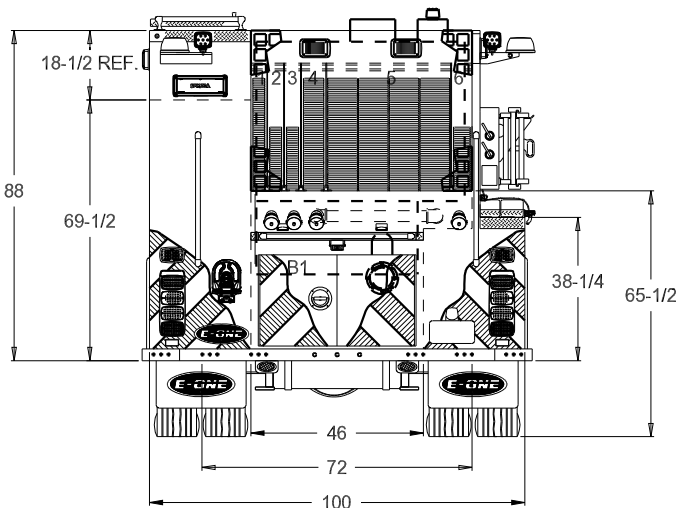
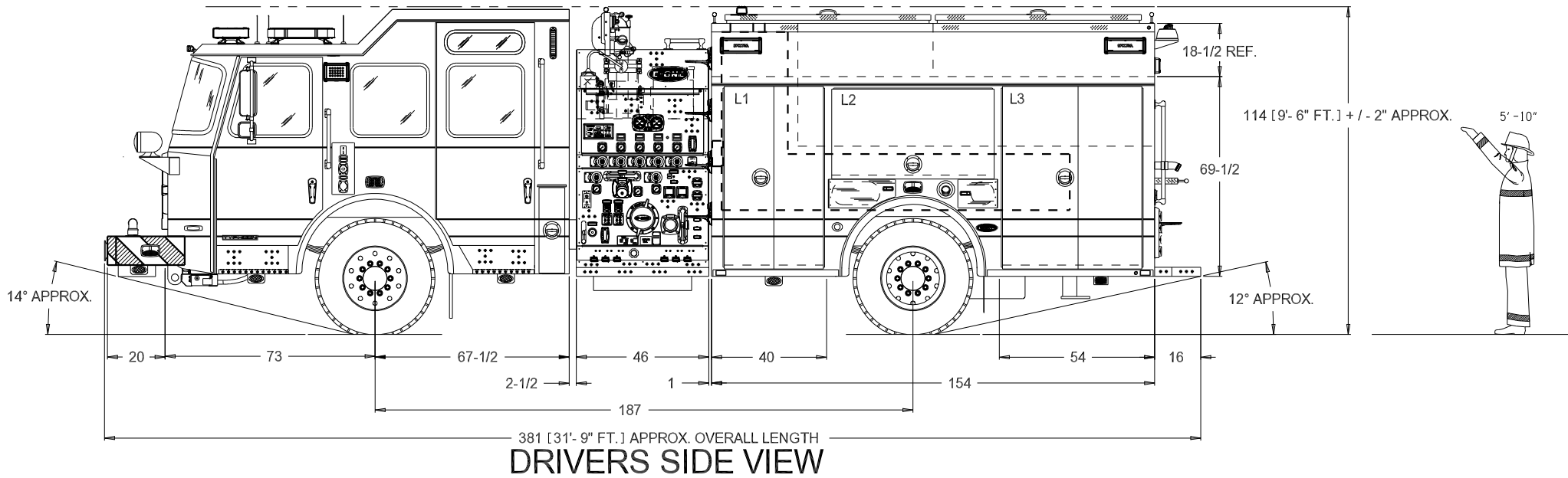


FRONT VIEW



COMPARTMENT DIMENSIONS		
COMPT.	CLEAR DOOR OPENING (W x H):	COMPARTMENT INTERIOR (W x H x LD/UD):
L1	39"W x 58"H	36"W x 65-1/2"H x 27"D
L2	51-1/2"W x 28"H	60"W x 34-1/4"H x 27"D
L3	49"W x 58"H	50"W x 65-1/2"H x 27"D
R1	39"W x 27"H	36"W x 34-1/4"H x 27"D
R2	49"W x 27"H	50"W x 34-1/4"H x 27"D
B1	39"W x 19-3/4"H	46"W x 30"H x 26"D

HOSE BED LAYOUT:
BED 1 = 400' OF 1-3/4" HOSE
BED 2 = 200' OF 1-3/4" HOSE
BED 3 = 200' OF 1-3/4" HOSE
BED 4 = 400' OF 3" HOSE
BED 5 = 1200' OF 5" LDH HOSE
BED 6 = 200' OF 2-1/2" HOSE



REAR VIEW

THIS DRAWING IS FOR REFERENCE PURPOSES. ALL DIMENSIONS ARE SUBJECT TO MINOR VARIATIONS DUE TO MANUFACTURING PROCESSES.

This print is the property of E-ONE, Inc. and is loaned to you subject to return on demand, unless otherwise agreed to in writing by E-ONE, Inc. Its contents are confidential and must not be copied or submitted to third parties for use or examination.

SALES REFERENCE ONLY

REV.	REVISION NOTE / CO#:	DATE:	DRAWN BY:	Tolerance: Lin: $\pm 0.50"$ Ang: $\pm 50^\circ$	Units: Inches [mm Imports Only]
-	INITIAL DRAWING TO MATCH QUOTE REV. 43	020720	R.S.	Dealer:	Water Tank Capacity:
A	REVISED DRAWING TO MATCH QUOTE REV. 48	021020	R.H.	FIRST CHOICE	500 WATER / 30 FOAM
				GENERATOR:	Misc:
				HARRISON 6KW MCR	-
				Misc:	Misc:
				-	-



UPPER MERION TWP. FIRE EMS

QUOTE NO. 101417 (PTSS-TYPN)

PUMPER 530 GALLON L-TANK

TYPHOON LONG 12" VISTA

FILE NAME: 101417 UPPER MERION TWP. FIRE EMS