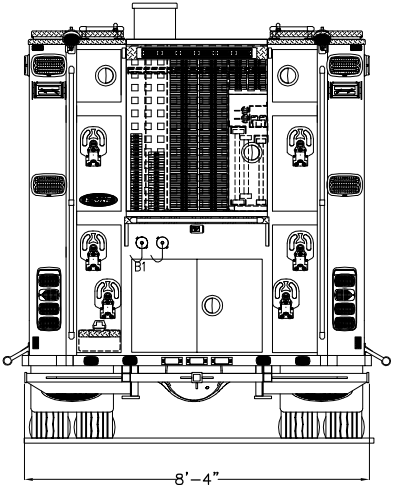
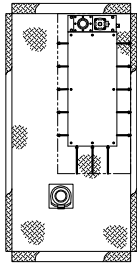


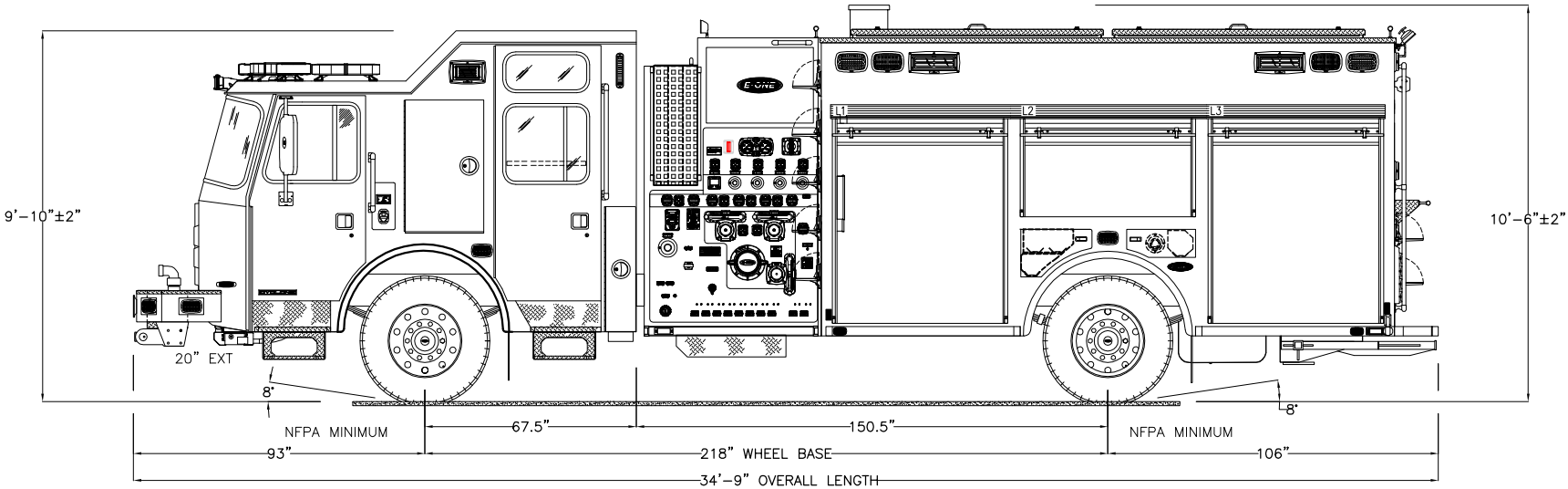


WESTAMPTON TOWNSHIP EMERGENCY SERVICE
WESTAMPTON, NJ
S.O. 143273 / 094685
CUSTOM PUMPER
E-ONE CYCLONE 4X2 CHASSIS

2000 GPM HALE QMAX PUMP 780 GALLON WATER		HOSE LOAD:	
		300' OF 1.75" DJ	
		200' OF 2.50" DJ	
		1150' OF 5.00" LDH	
		200' OF 3.00" DJ	
COMPT.	OPENING	INTERIOR DIMENSION	
L1/L3	54W 59H	56W 3H 12D UPPER	56W 56H 26D LOWER
L2	54W 25H	56W 3H 12D UPPER	56W 22H 26D LOWER
R1/R3	54W 59H	56W 3H 12D UPPER	56W 56H 26D LOWER
R2	54W 25H	56W 3H 12D UPPER	56W 22H 26D LOWER
B1	38W 27H	38W 30H 27D	
THIS DRAWING IS FOR REFERENCE PURPOSES. ALL DIMENSIONS ARE SUBJECT TO MINOR VARIATIONS DUE TO MANUFACTURING PROCESSES.			
APPROVED FOR PRODUCTION			
DESIGNER: KMARQUES		DATE: 2019-JUL-23	



HOSEBED HEIGHT:
(FOR REFERENCE ONLY)
TO TAILBOARD: 42"
TO GROUND: 66"



NUMBER	REV	DESCRIPTION	DATE	APPROVED
1	1	ISSUED	2019-JUL-23	KMARQUES
APPROVAL REVISIONS				

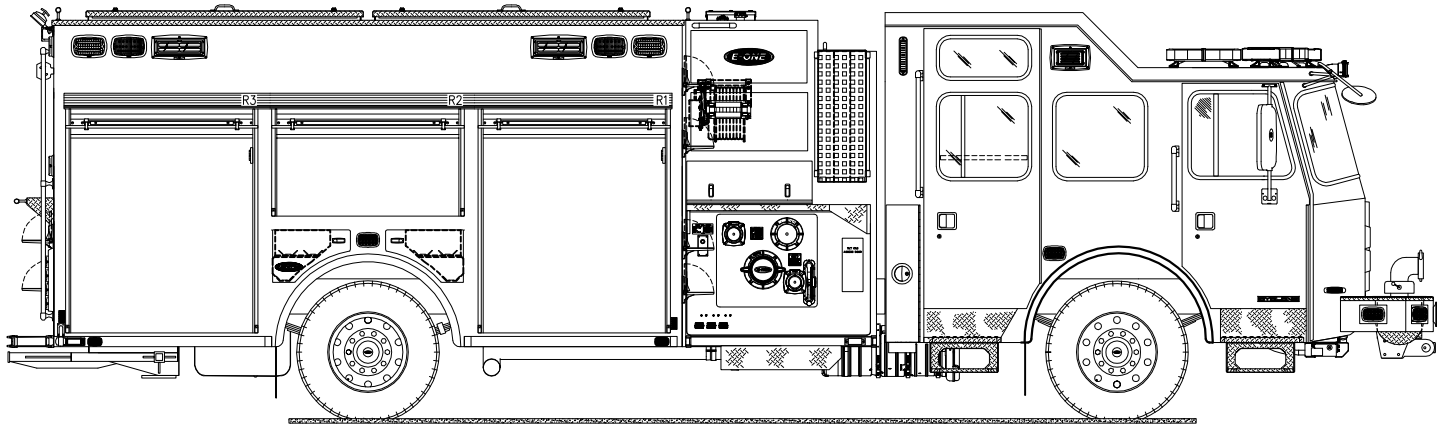
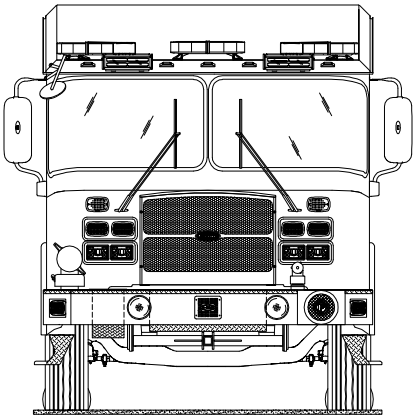


WESTAMPTON TOWNSHIP EMERGENCY SERVICE
WESTAMPTON, NJ
S.O. 143273 / Q94685
CUSTOM PUMPER
E-ONE CYCLONE 4X2 CHASSIS

THIS DRAWING IS FOR REFERENCE PURPOSES. ALL DIMENSIONS ARE
SUBJECT TO MINOR VARIATIONS DUE TO MANUFACTURING PROCESSES.

APPROVED FOR PRODUCTION

DESIGNER: KMARQUES DATE: 2019-JUL-23



APPROVED	E	DESIGN	2019-JUL-26	APPROVED
DRAWN BY	REV	DESCRIPTION	DATE	APPROVED
APPROVAL REVISIONS				
SHEET 2 OF 2				