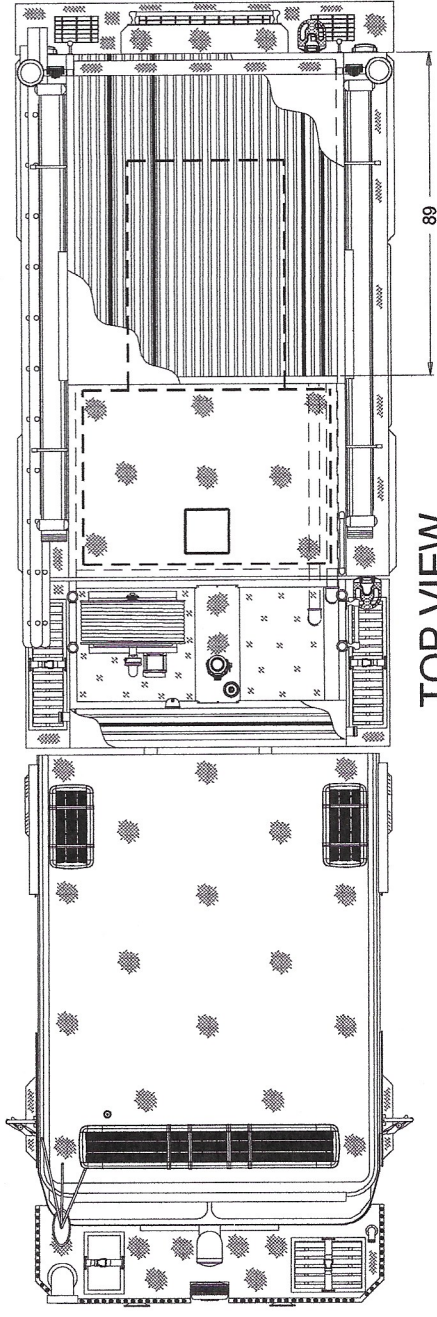
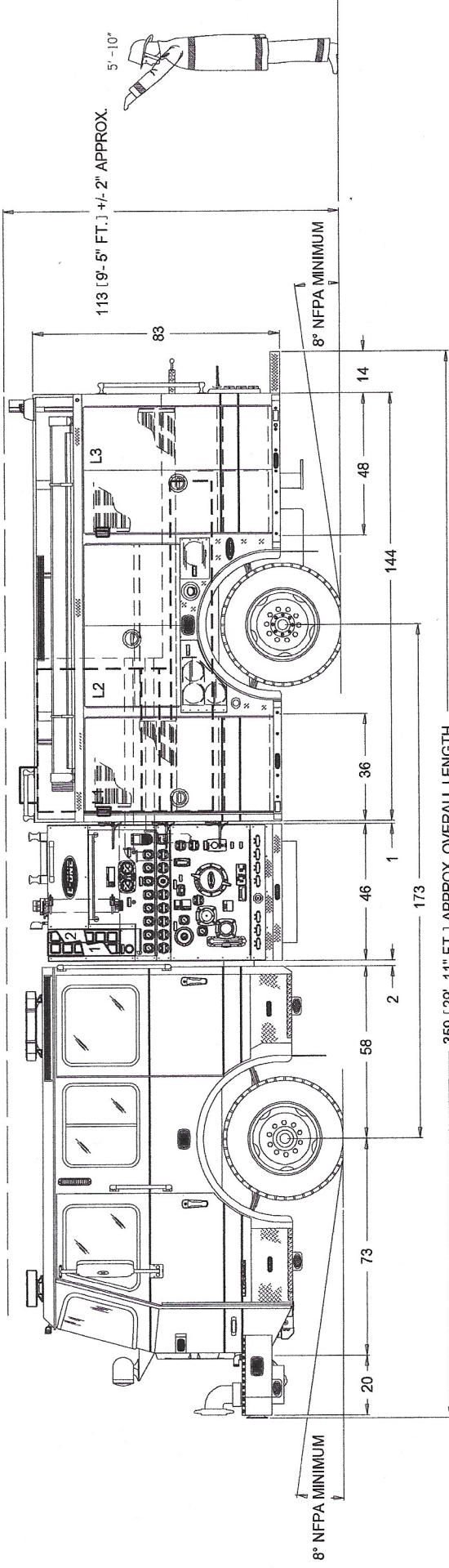


OFFICER SIDE VIEW

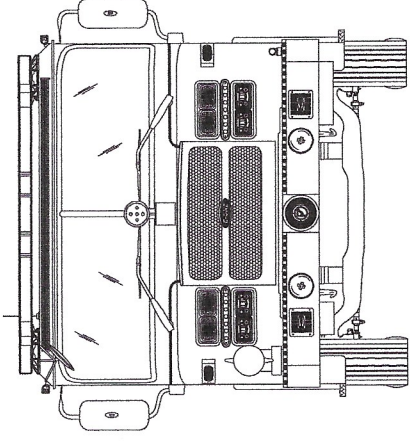


TOP VIEW

CROSSLAY #1 = 200' OF 1-3/4" HOSE CROSSLAY #2 = 200' OF 1-3/4" HOSE



DRIVERS SIDE VIEW

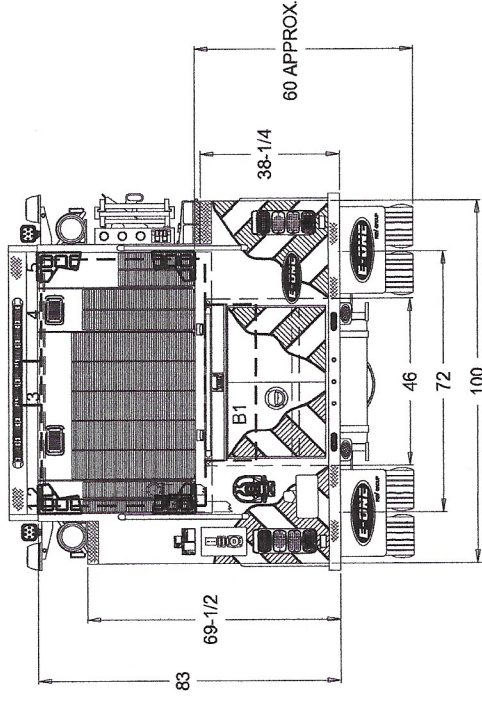


FRONT VIEW

| COMPARTMENT DIMENSIONS | |
|------------------------|-----------------------------|
| COMP. L | CLEAR DOOR OPENING (W x H): |
| L1 | 27'-1/2" W x 56" H |
| L2 | 51'-1/2" W x 28" H |
| L3 | 39'-1/2" W x 56" H |
| R1 | 27'-1/2" W x 27" H |
| R2 | 39'-1/2" W x 27" H |
| B1 | 39" W x 23-3/4" H |

| COMPARTMENT INTERIOR (W x H x LD/UD): | |
|---------------------------------------|---|
| L1 | 32" W x 31'-1/4" H x 27" D L / 32" W x 34'-1/4" H x 14" D U |
| L2 | 60" W x 34'-1/4" H x 14" D |
| L3 | 44" W x 31'-1/4" H x 27" D L / 44" W x 34'-1/4" H x 14" D U |
| R1 | 32" W x 34'-1/4" H x 27" D |
| R2 | 44" W x 34'-1/4" H x 27" D |
| B1 | 46" W x 30" H x 26" D |

HOSE BED LAYOUT:
 BED 1 = 300' OF 1-3/4" HOSE PRECONNECT
 BED 2 = 300' OF 2-1/2" HOSE PRECONNECT
 BED 3 = 1500' OF 5" LDH
 BED 4 = 600' OF 3" HOSE
 BED 5 = 400' OF 2-1/2" HOSE



REAR VIEW

THIS DRAWING IS FOR REFERENCE PURPOSES. ALL DIMENSIONS ARE SUBJECT TO MINOR VARIATIONS DUE TO MANUFACTURING PROCESSES.

This print is the property of E-ONE inc. and is loaned to you subject to return on demand, unless otherwise agreed to in writing by E-ONE inc. Its contents are confidential and must not be copied or submitted to third parties for use or examination.

DEALER APPROVAL: *Wesley* DATE: 10/26/23 AS IS WITH REVISIONS
 CUSTOMER APPROVAL: _____ DATE: _____

| REV. | REVISION NOTE / CO#: | DATE: | DRAWN BY: | Tolerance: | Units: |
|------|--|--------|-----------|------------|--|
| - | INITIAL DRAWING TO MATCH QUOTE REV. 44 | 122122 | R.S. | Lin: ±.50" | Inches [mm Imports Only] |
| A | REVISED TO MATCH QUOTE REV. 49 | 020323 | R.S. | Dealer: | Water Tank Capacity: 780 GALLON L-TANK |
| B | REVISED TO MATCH QUOTE REV. 60 | 031323 | R.S. | Generator: | Misc: |
| C | TURNED INTO JOB ORDER (REF. Q124626) & ORDER SCRUB QREV 71 | 080423 | R.H. | | |
| D | UPDATES PER PRE-BUILD CR'S QREV 90 | 101023 | R.H. | | |
| E | UPDATES PER ACTION ITEMS & RFP | 101823 | R.H. | | |

E-ONE
 CITY OF LINWOOD FIRE DEPT
 SO. NO. 146961 (PTSS-TYPN)
 PUMPER 780 GALLON L-TANK
 TYPHOON MED. FLAT ROOF
 FILE NAME: 146961 CITY OF LINWOOD FIRE DEPT